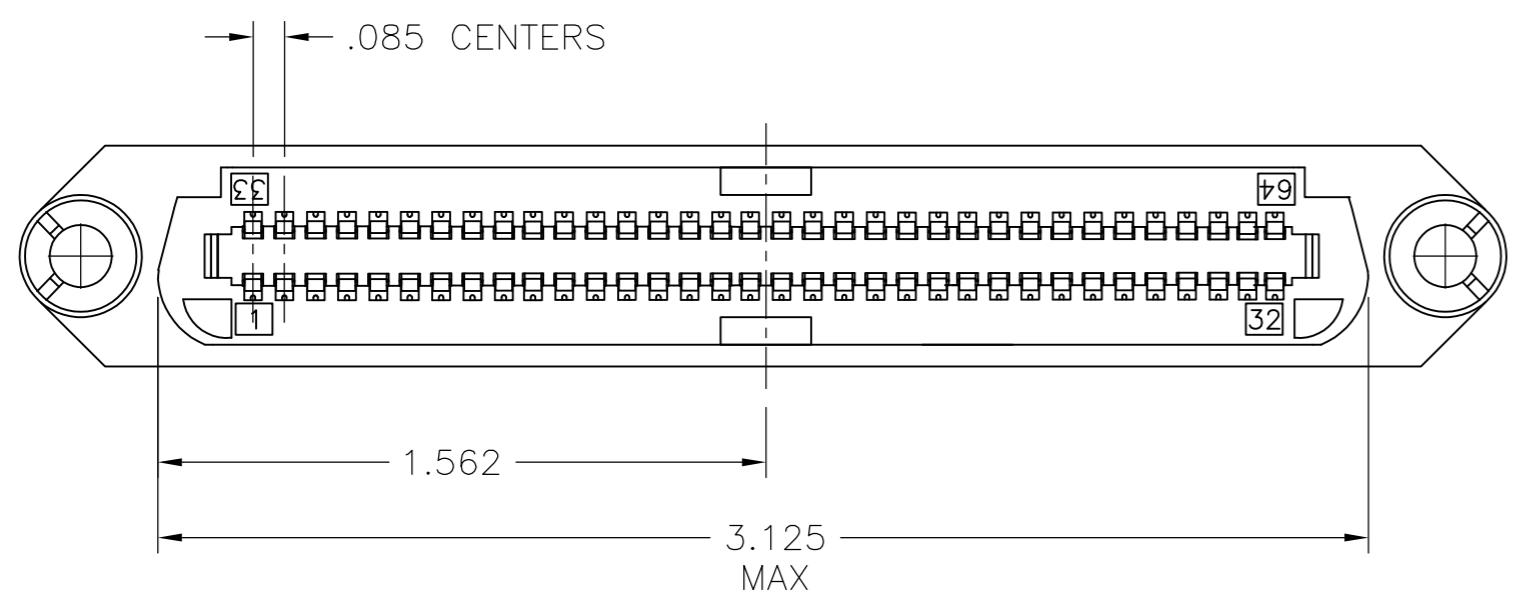
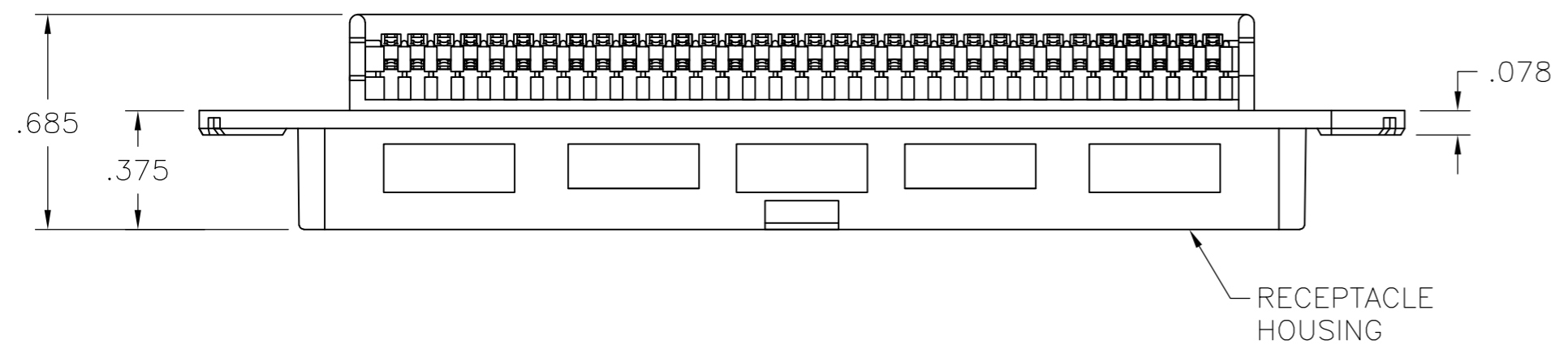
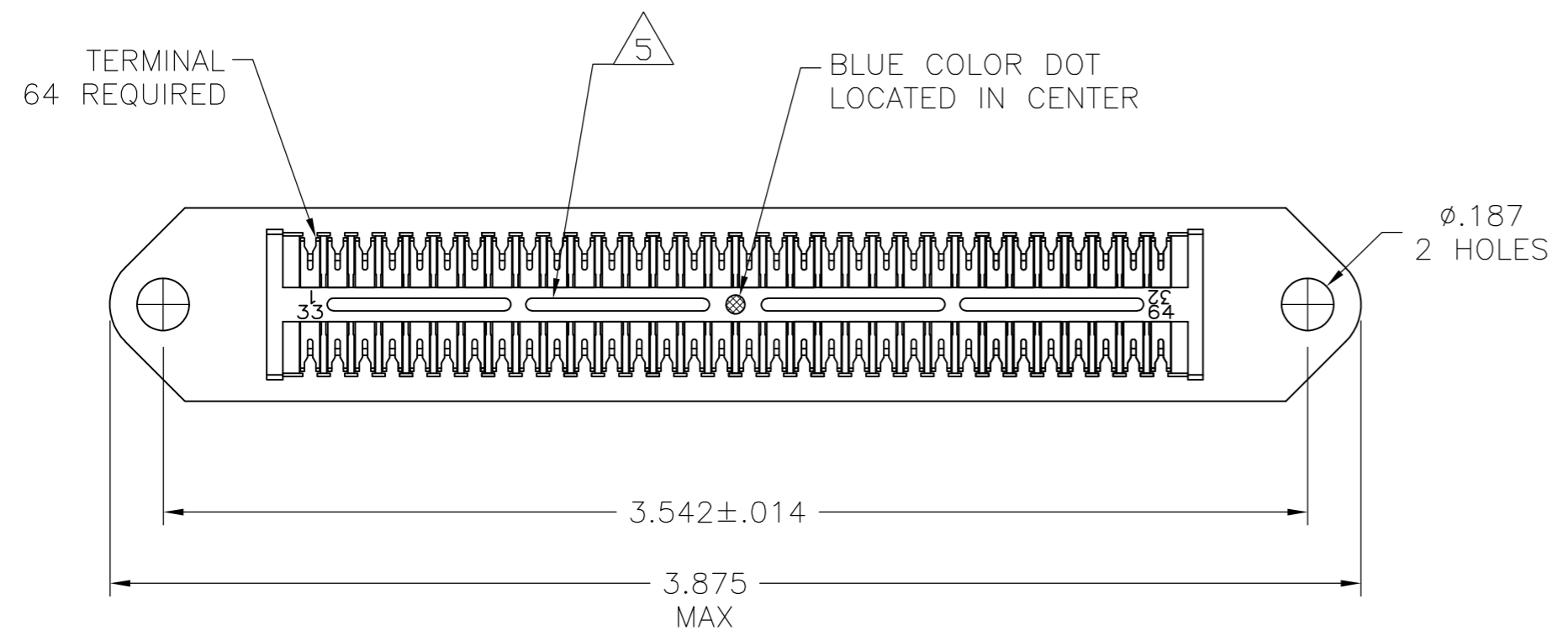


THIS DRAWING IS UNPUBLISHED. RELEASED FOR PUBLICATION
 © COPYRIGHT BY TYCO ELECTRONICS CORPORATION. ALL RIGHTS RESERVED.

LOC	DIST	REVISIONS					
GP	00	P	LTR	DESCRIPTION	DATE	DWN	APVD
		K		REVISED PER ECO-08-007327	14OCT08	BM	WM



1. THE CONTACT SURFACES OF THE TERMINALS ARE COATED WITH LUBRICANT.
2. ALL DIMENSIONS SHOWN ARE FOR REFERENCE ONLY UNLESS OTHERWISE SPECIFIED.
- 3 MATERIAL:
 HOUSING - THERMOPLASTIC (BLACK)
 TERMINALS: - HIGH STRENGTH COPPER ALLOY PLATED WITH .000030 MIN GOLD OR GOLD FLASH OVER MIN PALLADIUM NICKEL PLATE, .000030 MIN TOTAL ON MATING SURFACE. .000050 MIN NICKEL UNDERPLATE OVER ENTIRE TERMINAL.
4. WIRE SIZE: 24 & 26 AWG SOLID & 24 AWG 7 STRANDS OF COPPER CONDUCTORS. MAX INSULATION DIAMETER OF .045 IS ACCEPTABLE FOR MOST APPLICATIONS.
- 5 CORING MAY OR MAY NOT APPEAR AND IS AT THE DISCRETION OF TYCO ELECTRONICS.

2-552277-1
 PART NUMBER

THIS DRAWING IS A CONTROLLED DOCUMENT.		DWN B. MCMASTER	05OCT05	 Tyco Electronics Corporation Harrisburg, PA 17105-3608																				
DIMENSIONS: INCHES		CHK W. MILLHIMES	05OCT05																					
TOLERANCES UNLESS OTHERWISE SPECIFIED:		APVD W. MILLHIMES	05OCT05																					
<table border="0"> <tr><td>0 PLC</td><td>±</td><td>-</td></tr> <tr><td>1 PLC</td><td>±</td><td>-</td></tr> <tr><td>2 PLC</td><td>±</td><td>-</td></tr> <tr><td>3 PLC</td><td>±</td><td>-</td></tr> <tr><td>4 PLC</td><td>±</td><td>-</td></tr> <tr><td>ANGLES</td><td>±</td><td>-</td></tr> <tr><td>FINISH</td><td>±</td><td>-</td></tr> </table>		0 PLC	±		-	1 PLC	±	-	2 PLC	±	-	3 PLC	±	-	4 PLC	±	-	ANGLES	±	-	FINISH	±	-	PRODUCT SPEC
0 PLC	±	-																						
1 PLC	±	-																						
2 PLC	±	-																						
3 PLC	±	-																						
4 PLC	±	-																						
ANGLES	±	-																						
FINISH	±	-																						
MATERIAL		APPLICATION SPEC		ASSY, RCTP, 64 POSN, B SLOT CHAMP-LOKW/ .187 DIA. HOLES																				
3		WEIGHT		SIZE CAGE CODE DRAWING NO RESTRICTED TO																				
3		CUSTOMER DRAWING		A2 00779 C-552277 -																				
		SCALE		1 of 1 REV K																				
		SHEET		NTS																				

552277